A QUICK LOOK AT

Global Mobility Trends

Project Atlas®
2020 release

Over 5.6 million higher education students studied abroad.

Source: *UNESCO*, 2020

INBOUND STUDENTS IN SELECT COUNTRIES

	2019 Release	2020 Release	% Change
United States	1,095,299	**1,075,496**	-1.8%
United Kingdom	524,250	**551,495**	5.2%
Canada	435,415	**503,270**	15.6%
China	492,185	*	*
Australia	420,501	**463,643**	10.3%
France	343,400	**358,000**	4.3%
Russia	334,497	**353,331**	5.6%
Germany	282,002	**302,157**	7.1%
Japan	208,901	**228,403**	9.3%
Spain	120,991	**125,675**	3.9%
Netherlands	85,955	**94,236**	9.6%
Poland	72,743	**78,259**	7.6%
New Zealand	61,240	**52,995**	-13.5%
Sweden	37,888	**38,334**	1.2%
Denmark	32,106	**30,733**	-4.3%
Norway	24,155	**21,199**	-12.8%

* Data not available

Source: *Project Atlas*, 2019 & 2020

TOP HOST DESTINATIONS, 2000 & 2020

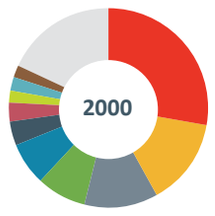

1.6 million students

United States	28%
United Kingdom	14%
Germany	12%
France	8%
Australia	7%
Japan	4%
Spain	3%
Canada	2%
Belgium	2%
Austria	2%
All Others	18%

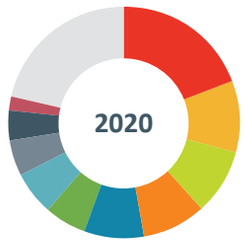

5.6 million students

United States	20%
United Kingdom	10%
Canada	9%
China*	9%
Australia	8%
France	6%
Russia	6%
Germany	5%
Japan	4%
Spain	2%
All Others	20%

*China total from *Project Atlas*, 2019

Source: *OECD*, 2000; *Project Atlas*, 2020; *UNESCO*, 2000 & 2020

ACADEMIC LEVELS & DEGREE TYPES OF INBOUND STUDENTS

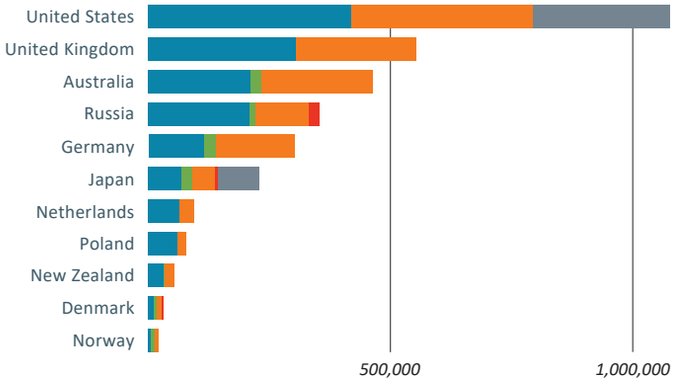

- Undergraduate degree/qualification
- Graduate degree/qualification
- Undergraduate non-degree
- Graduate non-degree
- Other or unspecified

Source: *Project Atlas*, 2020

FIELD OF STUDY OF INBOUND STUDENTS IN SELECT COUNTRIES

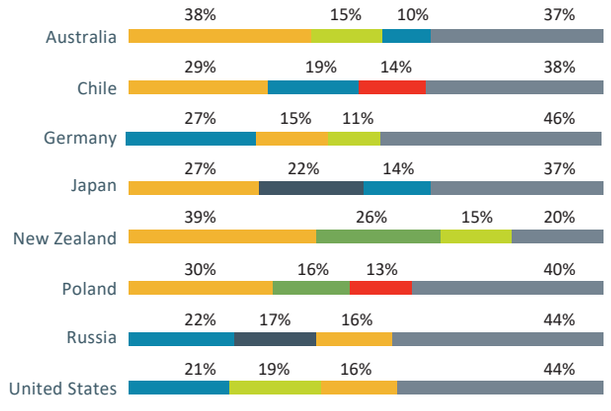

- Business and Management
- Engineering
- Humanities
- Mathematics and Computer Sciences
- Health Professions
- Social Sciences
- Other or unspecified

Source: *Project Atlas*, 2020

INTERNATIONAL STUDENTS AS PERCENTAGE OF TOTAL HIGHER EDUCATION



Australia, Canada and the U.K.

host the largest shares of international students in comparison to their total higher education populations.

Source: *Project Atlas*, 2020

Figures in this report reflect the most recent data available by *Project Atlas* country and data partners at the time of publication. Visit website for details: www.iie.org/projectatlas

LEADING PLACES OF ORIGIN OF INTERNATIONAL STUDENTS BY HOST COUNTRY

UNITED STATES

China	372,532
India	193,124
South Korea	49,809
Saudi Arabia	30,957
Canada	25,992

UNITED KINGDOM

China	129,045
United States	30,650
India	27,915
Germany	18,405
France	18,230

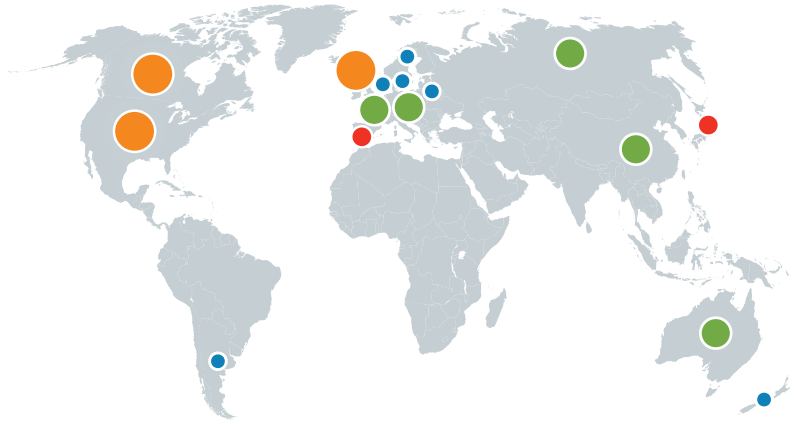

CANADA

India	198,750
China	98,565
France	21,515
United States	13,200
South Korea	12,260

CHINA*

South Korea	50,600
Thailand	28,608
Pakistan	28,023
India	23,198
United States	20,996

AUSTRALIA

China	165,809
India	90,918
Nepal	34,645
Vietnam	16,432
Malaysia	13,562

FRANCE

Morocco	41,729
Algeria	31,196
China	28,436
Italy	14,692
Tunisia	13,025

RUSSIA

Kazakhstan	67,831
China	37,515
Turkmenistan	35,261
Uzbekistan	28,833
Tajikistan	20,752

GERMANY

China	39,871
India	20,562
Syria	13,032
Austria	11,495
Russia	10,439

JAPAN

China	94,047
Vietnam	45,248
Nepal	18,662
South Korea	15,977
Taiwan	7,518

SPAIN

Italy	15,543
France	14,323
United States	9,239
Germany	7,476
Colombia	7,145

ARGENTINA

Brazil	15,818
Peru	13,748
Colombia	12,189
Paraguay	8,785
Bolivia	8,618

NETHERLANDS

Germany	23,022
Italy	5,563
China	4,697
Belgium	3,952
Bulgaria	3,680

POLAND

Ukraine	40,698
Belarus	7,460
India	3,748
Czechia	1,627
Norway	1,489

NEW ZEALAND

China	19,950
India	13,015
United States	2,785
Malaysia	1,550
South Korea	1,355

SWEDEN

Germany	3,588
Finland	2,591
China	2,529
India	2,179
France	1,929

DENMARK

Germany	3,302
Norway	3,039
United States	1,794
Spain	1,536
United Kingdom	1,476

*China total from *Project Atlas*, 2019

Total number of international students in host country:

- >500,000
- 300,000-499,999
- 100,00-299,999
- 20,000-99,999
- <20,000 or not a ***Project Atlas*** partner

Source: *Project Atlas*, 2020

PROJECT ATLAS DATA PARTNERS

Argentina Minister of Education of Argentina
Australia Australian Government Department of Education and Training
Canada Canadian Bureau for International Education
Chile Ministry of Education, Higher Education Division
China China Scholarship Council
Denmark Danish Agency for Higher Education
Finland Centre for International Mobility
France Campus France
Germany The German Academic Exchange Service
India Association of Indian Universities
Ireland Education in Ireland
Japan Japan Student Services Organization
Malaysia Ministry of Higher Education Malaysia
Mexico National Association of Universities and Higher Education Institutions
Netherlands Netherlands Organization for International Cooperation in Higher Education
Norway Norwegian Centre for International Cooperation in Education
New Zealand New Zealand Ministry of Education
Poland Polish National Agency for Academic Exchange
Republic of the Philippines Commission on Higher Education
Russian Federation Center for Sociological Research, Ministry of Education and Science
South Africa International Education Association of South Africa
Spain Spanish Service for the Internationalization of Education
Sweden Swedish Institute
United Arab Emirates Ministry of Higher Education and Scientific Research
United Kingdom British Council
United States Institute of International Education

PROJECT ATLAS RESEARCH PARTNERS

ANIE African Network for Internationalization of Education
CIHE Center for International Higher Education, Boston College
IAU International Association of Universities
OECD Organisation for Economic Co-operation and Development
TECO-NY Taipei Economic and Cultural Office in NY
UIS UNESCO Institute for Statistics

PROJECT ATLAS® was launched in 2001 by the INSTITUTE OF INTERNATIONAL EDUCATION. The initiative has been supported by the Ford Foundation, the Bureau of Educational and Cultural Affairs (ECA) of the United States Department of State, IIE, and country partners. The goal of this collaborative global project is to share accurate and timely data on student mobility at the higher education level, addressing the need for improved research comparability of academic mobility data. *Project Atlas* also helps strengthen data collection capacities worldwide through customized workshops and academic mobility assessment projects. For more on global student mobility data and associated research, please visit the *Project Atlas* website at www.iie.org/projectatlas.

iie The Power of International Education

Project Atlas® 2020 release

Figures in this report reflect the most recent data available by *Project Atlas* country and data partners at the time of publication. Visit website for details: www.iie.org/projectatlas